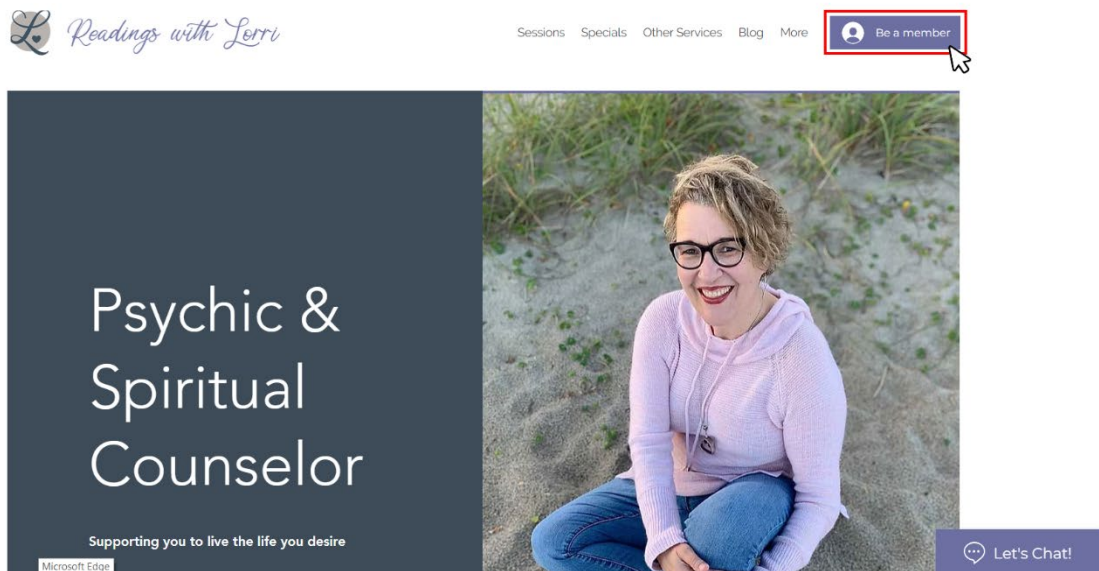




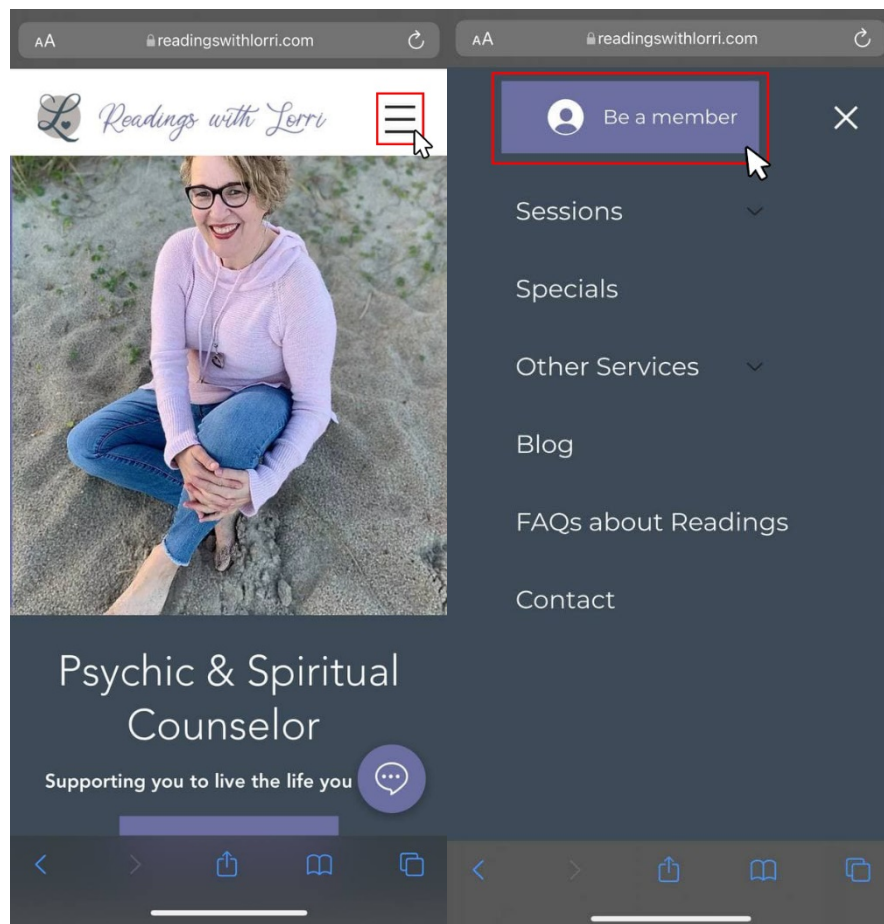
To SIGN UP for your FREE MEMBERSHIP

1. If you're viewing the website on your laptop, from the homepage or any page within readingswithlorri.com, select the light purple **BE A MEMBER** button, found on the top right corner of the page.





If you're viewing the website on your phone, click on the three horizontal lines to the right of the Readings with Lorri logo on the top of the page, then click the light purple **BE A MEMBER** button.





2. Fill out the **JOIN THE COMMUNITY!** form. *Please double-check your email address and password to ensure that there are no typos, you can only input this information once.*




Join the community!







☐ I'm not a robot


reCAPTCHA
[Privacy](#) - [Terms](#)

Submit

Already a member? [Log In](#)

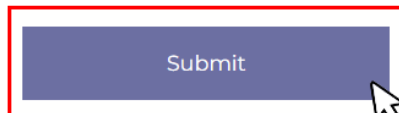
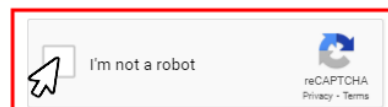


3. Once you have filled out your information, click the I'm not a robot (reCAPTCHA) box, and then click the light purple **SUBMIT** button.



Join the community!

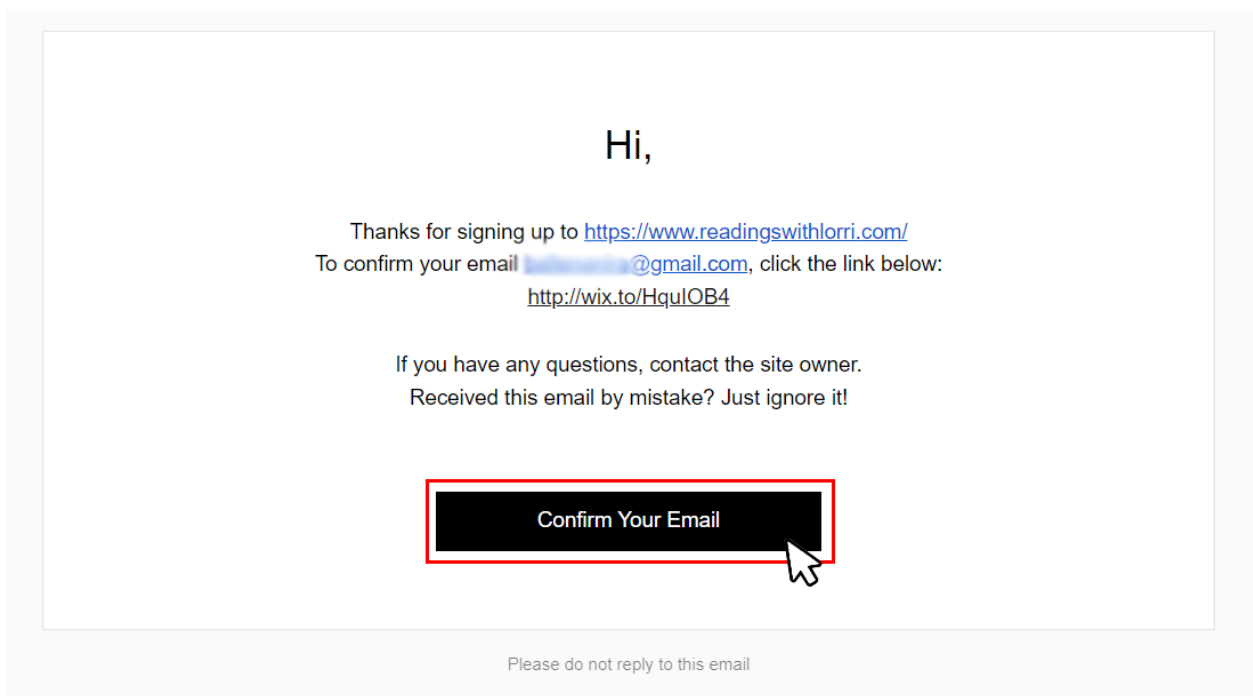
John	
Smith	
9515913521	
01/01/1980	
johnsmith@email.com	
.....	



Already a member? [Log In](#)

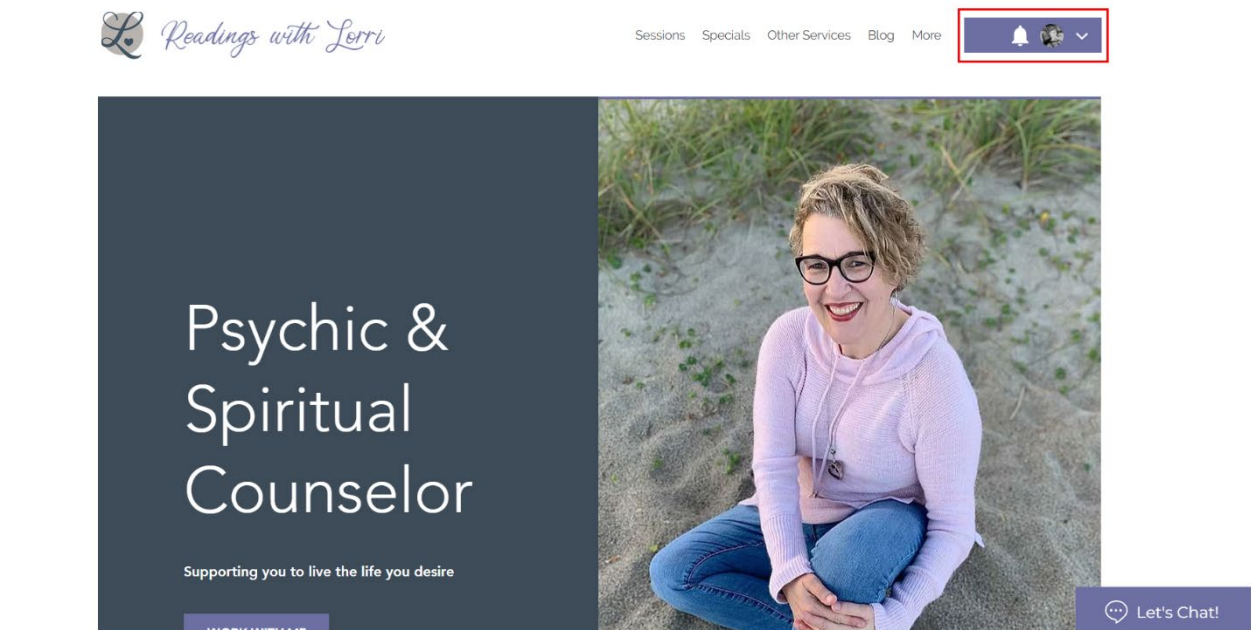


4. When registration is successful, you will be sent a **confirmation email** via the email address you've indicated in the form. Head to your inbox and look for an email from Readings with Lorri. In the confirmation email, click **CONFIRM** and you will be redirected to the home page of readingswithlorri.com





5. Now, the light purple **BE A MEMBER** button will be replaced by a light purple profile icon with a bell beside it. This means you've created your profile and can access the FREE member site.



Click [here](#) when you are ready to learn how to navigate the member site.